

FPPAS Calculation for Month of August 2025

Date: 11.11.2025

As per BERC Multi Year Distribution Tariff (First Amendment) Regulations, 2023 in accordance with clause 14 of the Electricity (Amendment) Rules, 2022, Fuel and Power Purchase Adjustment Surcharge for each month (nth month) is required to be computed by Bihar DISCOMs and the same needs to be recovered from the consumer in (n+2)th month. The formula for monthly FPPAS for nth month (in %) is as follows:

$$\text{Monthly FPPAS for nth Month (\%)} = \frac{(A-B)*C + (D-E)}{\{Z * (1 - \text{Distribution losses in\%/100})\} * \text{ABR}}$$

Parameter	Data Source
A = Total units procured in (n)th Month (in kWh) from all Sources including Long-term, Medium-term and Short-term Power purchases	Power purchase related bills for power procured in (n)th month along with revision bills of (n)th month received in (n+1)th month by the distribution licensees
B = bulk sale of power from all Sources in nth Month (in kWh)	Provisional accounts to be issued by State Load Dispatch Centre by the 10th day of each month
C = Incremental Average Power Purchase Cost	Actual average Power Purchase Cost (APPC) from all Sources in (n)th month (Rs./ kWh) - Projected average Power Purchase Cost (APPC) from all Sources (Rs./ kWh) (from Tariff Order)
D = Actual inter-state and intra-state Transmission Charges in the (n)th Month	Bills raised by Transcos to Discom (in Rs.)
E = Base Cost of Transmission Charges for (n)th Month	(Approved Transmission Charges/ 12) (in Rs.)
Z = [{Actual Power purchased from all the sources outside the State in (n)th Month (in kWh)* (1 - Interstate transmission losses in % / 100) + Power purchased from all the sources within the State(in kWh)}*(1 - Intra state losses in % /100) - B] in kWh	-
ABR = Average Billing Rate for the year	ABR data from the Tariff Order (in Rs/kWh)
Distribution Losses (in %)	Target Distribution Losses (from Tariff Order)
Inter-state transmission Losses (in %), Intra-state transmission Losses (in %)	As per "Tariff Order"

let
ACE Com
NBPDCL

A/C (PP)
SBPDCL

A/C (PP)
NBPDCL

Accordingly, as per the Power Purchase bills received to the Commercial Departments of both DISCOMs for the Month of August 2025, the FPPAS for the month is (-5.35%). The calculation arrived as follows:-

Month :- August 2025

Parameter	value	Reference
Total units procured from all the sources outside the State in (n)th Month (in kWh) (A1)	4747135397 Kwh	As per reconciled Power purchase data.
Total units procured from all the sources within the State in (n)th Month (in kWh) (A2)	471768936 Kwh	As per reconciled Power purchase data.
A = Total units procured in (n)th Month (in kWh) from all Sources including Long-term, Medium -term and Short-term Power purchases	5188904333 Kwh	As per reconciled Power purchase data.
B = bulk sale of power from all Sources in nth Month (in kWh)	103759025Kwh	As per details provided by PMC, BSPHCL email /letter dated.....
APPC for current month.	Rs 4.41 Kwh	As per reconciled Power purchase data.
Projected APPC for FY 2025-26.	Rs. 4.81 Kwh	Approved in the Tariff Order for FY 24-25 dt 01.03.2024
C = Incremental Average Power Purchase Cost (A-B)*C	(0.40)	
D = Actual inter-state and intra-state Transmission Charges in the (n)th Month	Rs.3395029569	As per reconciled Power purchase data.
E = Base Cost of Transmission Charges for (n)th Month (D-E)	Rs3413491667 (18462098)	As per clause6.35 page427 of Tariff Order for FY 25-26
Inter-state transmission Losses (in %)	3.55%	As per clause7.5, page481 of Tariff Order for FY 25-26
Intra-state transmission Losses (in %)	2.56%	As per clause7.4 , page481of Tariff Order for FY 25-26
Z = [{Actual Power purchased from all the sources outside the State in (n)th Month (in kWh)* (1 - Interstate transmission losses in % / 100) + Power purchased from all the sources within the State(in kWh)}*(1 - Intra state losses in % /100) - B] in kWh	4789137983 Kwh	
ABR = Average Billing Rate for the year	Rs9.37 / Kwh	Page745-752 of Tariff Order for FY 25-26
Distribution Losses (in %)	15.56%	Page627 of Tariff Order for FY 25-26
FPPAS % for nth Month (August 2025) = [(A-B)*C + (D-E)] / [Z*(1-DL%)*ABR]	-5.35%	

Lot
AECOM
NBPDCL

Rajul
AECOM

A.O (PP)
SBPDCL




A.O (PP)
NBPDCL

59

58	PTC (TALA)	CENTRAL	64,452,966	146,508,278	75,662,201	171,753,196	140,115,187	318,061,474	2.27	2.53	2.53
59	PTC (CHUKHA)	CENTRAL	43,098,899	131,020,653	50,594,360	153,806,854	93,693,259	284,827,507	3.04	3.39	3.39
60	PTC (MANGDECHHU)	CENTRAL	104,086,216	479,837,458	122,188,167	563,287,451	226,274,383	1,043,124,909	4.61	4.67	4.67
61	PTC (KURUCHU)	CENTRAL	1,199,907	2,735,787	1,408,586	3,211,576	2,608,493	5,947,363	2.28	3.30	3.30
62	EAST GANDAK H.E. PROJECT, VALMIKINAGAR	STATE	1,180,408	2,939,217	1,385,897	3,450,385	2,566,105	6,389,601	2.49	2.49	2.49
63	TRIVENI S.H. PROJECT, TRIVENI (VALMIKINAGAR)	STATE	523,969	1,304,684	615,095	1,531,585	1,139,064	2,836,269	2.49	2.49	2.49
64	SOME EASTERN H.E. PROJECT, BARUN	STATE	-	-	-	-	-	-	-	2.49	2.49
65	SOME WESTERN H.E. PROJECT, DEHRLON-SONE	STATE	24,990	62,226	29,337	73,048	54,327	135,274	2.49	2.49	2.49
66	SOME WESTERN H.E. PROJECT, KOSI	STATE	519,673	1,293,985	610,050	1,519,026	1,129,723	2,813,010	2.49	2.49	2.49
67	AGNOOR S.H. PROJECT, AGNOOR	STATE	-	-	-	-	-	-	-	2.49	2.49
68	DHELABAGH S.H. PROJECT, DHELABAGH	STATE	49,280	107,767	50,807	126,509	94,087	234,277	2.49	2.49	2.49
69	NASHRIGANJ S.H. PROJECT, NASHRIGANJ	STATE	75,072	186,929	88,128	219,439	163,200	406,368	2.49	2.49	2.49
70	JAINAGRAH S.H. PROJECT, JAINAGRAH	STATE	-	-	-	-	-	-	-	2.49	2.49
71	SRIKHANDA S.H. PROJECT, SRIKHANDA	STATE	44,159	109,956	51,839	129,079	95,998	239,055	2.49	2.49	2.49
72	SEBARI S.H. PROJECT, SEBARI	STATE	49,198	122,504	57,755	143,809	106,953	266,313	2.49	2.49	2.49
73	ARWAL S.H. PROJECT, ARWAL	STATE	22,835	56,859	26,806	66,747	49,641	123,606	2.49	2.49	2.49
74	BELSAR S.H. PROJECT, BELSAR	STATE	64,659	161,092	75,905	189,092	140,564	350,004	2.49	2.49	2.49
75	Power purchase through Short term/ Exchanges etc.		-	-	-	-	-	-	-	-	-
76	TATA POWER (SHORT TERM)	CENTRAL	-	-	-	-	-	-	-	-	-
77	PTC (SHORT TERM)	CENTRAL	6,125,148	62,000,456	7,190,391	72,783,146	13,315,539	134,783,604	10.12	10.12	10.12
78	PTC (IEX, PXIL) DAM, HPDAM	CENTRAL	6,874,273	40,710,607	8,086,277	47,790,712	14,937,550	88,501,319	5.92	5.92	5.92
79	PTC (IEX, PXIL) RTM	CENTRAL	20,676,538	104,565,647	24,272,458	122,750,977	44,948,996	227,316,624	5.06	5.06	5.06
80	PTC (IEX, PXIL) TAM	CENTRAL	14,358,555	142,002,078	16,855,695	166,698,092	31,214,250	308,700,170	9.89	9.89	9.89
		CENTRAL	5,823,707	50,102,662	6,836,526	56,816,169	12,660,233	108,918,831	8.60	8.60	8.60
	TOTAL (at ex-bus):-		2,386,895,993	10,537,614,805	2,802,098,340	12,370,243,467	5,188,904,333	22,907,858,272	4.41	4.41	4.41
	APPC at ex-bus (Approved in the Tariff Order for FY 2025-26 did 28.03.2025)									4.81	4.81

(Increase)/Decrease

1	PGCIL	TRANSMISSION	-	3,376,878	-	3,964,161	-	7,341,039	-	-	-
2	CTUIL	TRANSMISSION	-	577,851,992	-	678,347,991	-	1,256,199,983	-	-	-
3	BSPTCL	TRANSMISSION	-	600,931,894	-	705,441,789	-	1,306,373,683	-	-	-
4	BGCL	TRANSMISSION	-	124,242,167	-	145,849,500	-	270,091,667	-	-	-
5	SLDC	TRANSMISSION	-	10,691,069	-	12,550,385	-	23,241,454	-	-	-
6	ERLDC (POSOCCO)	TRANSMISSION	-	3,334,866	-	3,914,843	-	7,249,709	-	-	-
7	T-GNA	TRANSMISSION	-	241,284,735	-	283,247,298	-	524,532,033	-	-	-
										(0.40)	

Best




Parameters at Bihar level

Power Purchase (kWh)	4,717,135,397
CENTRAL	471,768,936
STATE	
OTHER	
Average Power purchase cost (APPC) at ex-bus for the month of August 2025 (in Rs./kWh)	4.41
APPC at ex-bus (Approved in the Tariff Order for FY 2025-26 dated 28.03.2025) (in Rs./kWh)	4.81
Interstate transmission loss in % (Approved in Tariff Order for FY 2025-26)	(0.40)
Intra state loss in % (Approved in Tariff Order for FY 2025-26)	3.55%
Distribution Loss in % (Target DL from Tariff Order for FY 2025-26)	2.56%
ABR at Bihar level for FY 2025-26 (from the Tariff Order for FY 2025-26)	15.56%
	9.37
UoM	
FPPAS Calculation for Bihar-DISCOMS	
A	5,188,904,333 kWh
B	103,759,025 kWh
C	(0.40) Rs./kWh
D	3,395,029,569 Rs
E	3,413,491,667 Rs
(A-B)*C + (D-E)	(2,028,225,771) Rs.
Z	4,789,137,983 kWh
Z*(1-DL%)/ABR	37,891,793,820 Rs.
FPPAS % for nth Month (August 2025)	-5.35%

[Handwritten signature]

[Handwritten signature]
A.O (R.P)

[Handwritten signature]
A.O (R.P)

Parameter	Data Source
A = Total units procured in (n)th Month (in kWh) from all Sources including Long-term, Medium-term and Short-term Power purchases	Power purchase related bills for power procured in (n)th month along with revision bills of (n)th month received in (n+1)th month by the distribution licensees
B = bulk sale of power from all Sources in nth Month. (in kWh)	Provisional accounts to be issued by State Load Dispatch Centre by the 10th day of each month
C = Incremental Average Power Purchase Cost	Actual average Power Purchase Cost (APPC) from all Sources in (n)th month (Rs./ kWh) - Projected average Power Purchase Cost (APPC) from all Sources (Rs./ kWh) (from Tariff Order)
D = Actual inter-state and intra-state Transmission Charges in the (n)th Month	Bills raised by Transcos to Discom (in Rs.)
E = Base Cost of Transmission Charges for (n)th Month	(Approved Transmission Charges/ 12) (in Rs.)
Z = [(Actual Power purchased from all the sources outside the State in (n)th Month, (in kWh)* (1 - Interstate transmission losses in % / 100) + Power purchased from all the sources within the State (in kWh)]*(1 - Intra state losses in % / 100) - B] in kWh	
ABR = Average Billing Rate for the year	ABR data from the Tariff Order (in Rs/kWh)
Distribution Losses (in %)	Target Distribution Losses (from Tariff Order)
Inter-state transmission Losses (in %)	As per "Tariff Order"
Intra-state transmission losses (in %)	

